

# THRUVUE™ INFINITY MOTORIZED WINDOW

BUILD 2 XL ALUMINUM EXT./RED GRANDIS INT.

Unit width: 144"

Open angle

Unit height: 60"

Straight out

R.O. width: 144½"



R.O. height: 60½"

90°

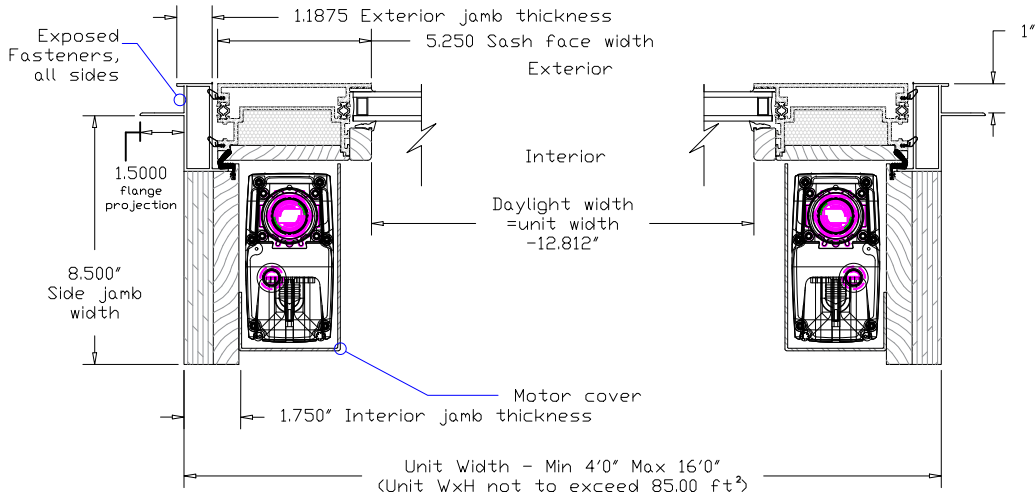
Approved By:

Date:

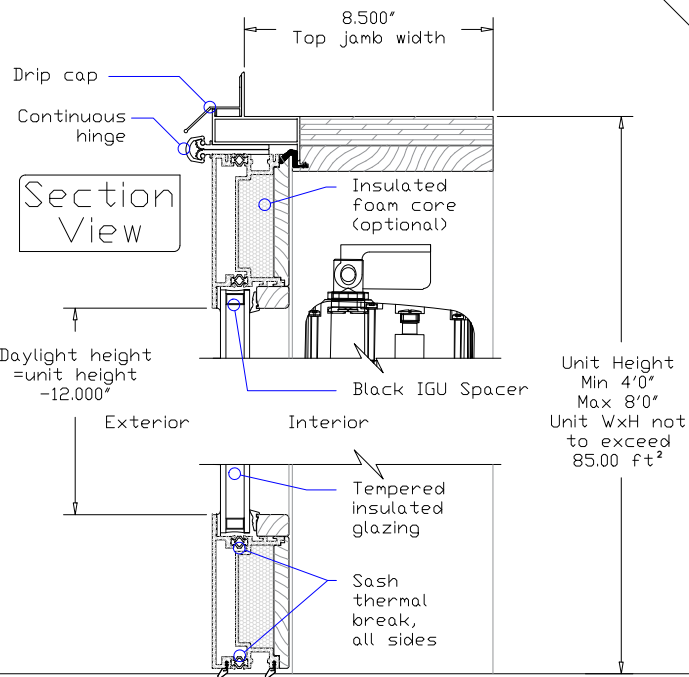
Note:

RO Width: Rough Opening width is from framing to framing

RO Height: Rough Opening height is from countertop to framing

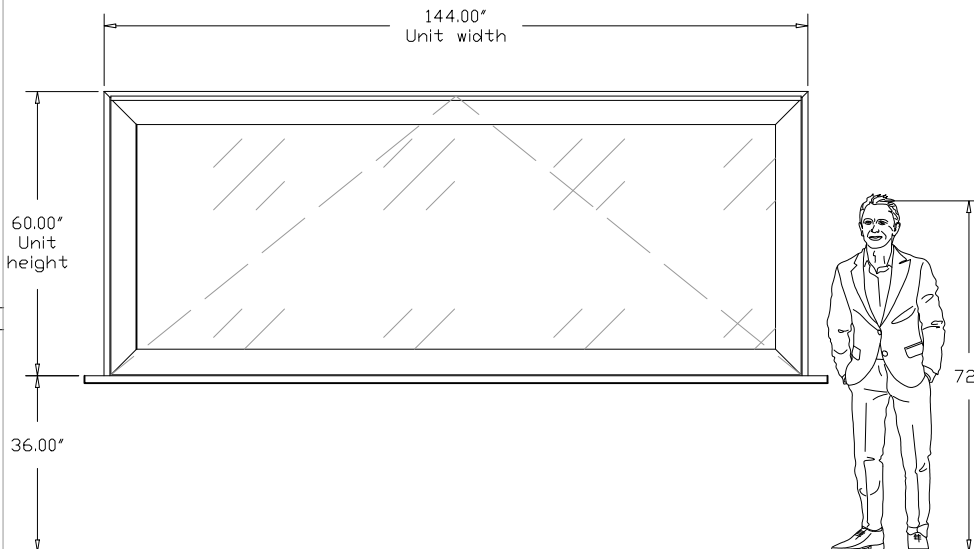


Plan View



Section View

Elevation



## Standard Glazing Specification


Glass Type: Cardinal LoE-366  
 • 1" IGU - 5mm LoE366/15.9mm  
 Air/5mm Clear  
 • Visible light transmission=64%  
 • Exterior reflectance=11%  
 • Solar heat gain coefficient=0.27  
 • Winter U-Value=0.30, <34ft²

or

Glass Type: Cardinal LoE-366  
 • 1" IGU - 6mm LoE366/12.7mm  
 Air/6mm Clear  
 • Visible light transmission=63%  
 • Exterior reflectance=11%  
 • Solar heat gain coefficient=0.28  
 • Winter U-Value=0.29, >34ft²

Finish counter by others. Dual Weather stripping seals to countertop, counter supplied by others should be flat and smooth for optimum operation and air/water tightness. OPTVUE recommends that the countertop should be installed prior to window installation.

## General Notes



OPTVUE™

## Finish Schedule

Jamb Exterior	Color
Sash Exterior	Color
Jamb Interior	Bare Wood
Sash Interior	Bare Wood
Sash core/edge	Color
Hinge Exterior	Color
Handle Exterior	N/A
Handle Interior	N/A
Motor Interior	Black
Motor Mount	Stainless
-	-
Motor Cover	Veneer
Drip Cap	Color
IGU Spacer	Black
Screen Track	N/A
Screen Mesh	N/A
Weather Strip	Black

## Manufacturer Name and Address

OPTVUE  
 3204 PRODUCTION AVE  
 OCEANSIDE, CA 92058  
 +1(760) 760-0110

## Project Name and Address

PROJECTNAME  
 PROJECTADDRESS1  
 PROJECTADDRESS2  
 PROJECTADDRESS3

Project CUSTOMER

Date 11/10/2023

Scale -

Sheet

1